

CNET activities

F1

From 1 spent the year learning all about how to make characters and write stories- here are some students from 1C's very special creations.

Ms Caeti and Mr Tommy teaching 1C the most important parts of a character.



Ms Caeti becomes Ms Santa for Form 1's December classes.



Mrs. Kevin



What else can you do but lay down on the table when Mr Tommy shouts "blue head" during a game of pink toe.



Ms Caeti says "Anyone who loves English change seats," and is shocked when nobody moves!!



Ms Caeti and Mr Tommy commemorate their first F2F lesson of the year, with a selfie with 1C.

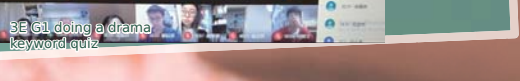
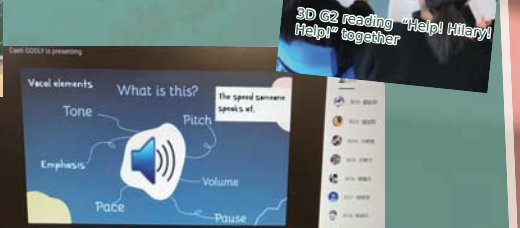



Mr. Kevin

F3

Form 3 were very lucky to spend their year doing Ms Caeti's favourite subject- Drama! The end goal was to have a big performance of a play we all know too well- Help! Hilary! Help! However, due to the constant change in restrictions, our plans fell through but we still managed to end the year on a happy note with students tasked to recreate Help! Hilary! Help! as a tableau. Ms Caeti and Mr Tommy were very impressed with the students final submissions and praised everyone for their creativity!

3E Tableau



F.6

S6- As paper 4 of the DSE had to unfortunately be cancelled this year, Ms Caeti decided to focus their lessons in semester 1 on listening skills. This meant lessons focusing on predicting, lyric gap fills and listening for errors in text. As semester 2 came around and the form 6's leaving date was getting closer and closer, Ms Caeti decided to make sure the students left with some great memories and a special gift each. Every student made and decorated their very own graduation cap to be worn in the final lesson in which Ms Caeti and Mr Tommy hosted an awards ceremony each class had voted for before the lesson. Form 6 were a very very fun year to teach and we wish them all the best on their endeavours moving forward!

6A



6A enjoy a festive party lesson after the announcement of online classes returning the following day



6A graduation pic



6A make their very special graduation caps

6B



6B graduation picture

6B students enjoy adding as many decorations to their caps as possible and posing with their favourite CNETs

6D



6D grad pic

6C



6C graduation pic

6E



6E graduation pic



6C getting crafty with their grad cap making class



Markus (6E) decides the traditional sized grad cap is not enough for him and makes his stand out!